

Music K-1st April 13-April 17 Home Learning Please spend 10-15 minutes maximum

Choose one of the activities below and complete on this paper or a blank sheet.

You may also take a picture and email it to me or attach it in the Google Classroom to turn it in, please include name and class.

If you are able to please fill out the Google Form to "turn in" until we return.


(you may choose to do all activities)

Design String Instrument *see back*


Draw/design and name your own String Instrument. Include and label the following parts: **Pegs** (these change the strings to tune them), **Neck or Fret board** (where you press the strings to change the notes), **Strings** (vibrate to play notes/pitch), **Body** (where vibrations bounce around and get louder)

What size would it be? What would it sound like?

Put on your fuzzy tails and favorite songs to bunny hop to the beat. Can you hop on one foot? Can you hop on your right foot? Can you hop on your left foot?



LITTLE PETER RABBIT
(Tune: Battle Hymn)



And he flicked it 'til it flew a - way.

- 2. Do not sing "Rabbit" but do motion.
- 3. Do not sing "Rabbit" and "fly," but do motions.
- 4. Do not sing "Rabbit," "fly" and "ear," but do motions.

Actions:
a) hands make rabbit ears b) fingers fly away c) point to ear d) flick ear



Parent/Guardian please sign this paper and return it to your child's teacher if the assignment was completed. Thank you,

Mrs. Pruitt

Student's Name _____ Grade _____ Class _____

Parent/Guardian _____

Date/s _____

apruitt@sputnam.k12.in.us

seeback

String Instruments

The sounds created by string instruments come from vibrating strings. Players vibrate the strings by using a bow or by plucking them.

A guitar is a string instrument.



tuning keys – turning these changes the tension in the strings and, therefore, the sounds they produce
also called pegs

nut – a bar that holds the strings in position


fingerboard – this board contains the frets
also called neck

frets – raised bars. Pressing strings between different frets creates different sounds.

strings – strings' tautness and thickness affect the sound they create

soundboard – the top part of the hollow body of the guitar

bridge – this holds the ends of the strings in place



Here are some other string instruments.



see front →
MUSICAL INSTRUMENTS