

Music K-1st April 20-April 24 Home Learning Please spend 10-15 minutes maximum

Choose one of the activities below and complete on the back of this paper or a blank sheet. You may also take a picture and email it to me or attach it in the Google Classroom to turn it in, please include name and class.

If you are able to please fill out the Google Form to "turn in" until we return. (you may choose to do all activities) *see back*

Happy Earth Day! Go on a nature walk and explore the world around you. If you are able to, let's help the planet and pick up trash on the way.

Listen closely, what sounds do you notice, do any remind you of an instrument? \_\_\_\_\_

Did something remind you of a steady beat or no beat? \_\_\_\_\_

Did you hear anything fast or slow, loud or soft, long or short? \_\_\_\_\_

What was your favorite sound and why? \_\_\_\_\_

What was your least favorite sound and why? \_\_\_\_\_

Try using music terms we have learned in class. If weather is not acceptable to be outside or you are unable to get outside, please use a window to complete assignments. Nature areas can be your yard or what you see from a window. Students can use their imaginations and prior outdoor experiences if needed.



### I LOVE THE MOUNTAINS

Musical notation for the first line of the song. Chords: F, Dm, Gm, C7.

I love the moun-tains, I love the rol-ling hills,

Musical notation for the second line of the song. Chords: F, Dm, Gm, C7.

I love the flow-ers, I love the daf-fo-dils,

Parent/Guardian please sign this paper and return it to your child's teacher if the assignment was completed. Thank you,

Mrs. Pruitt

Student's Name \_\_\_\_\_ Grade \_\_\_\_\_ Class \_\_\_\_\_

Parent/Guardian \_\_\_\_\_

Date/s \_\_\_\_\_

apruitt@sputnam.k12.in.us

Musical notation for the first line of the chorus. Chords: F, Dm, Gm, C7.

I love the fire-side when all the lights are low,

Musical notation for the second line of the chorus. Chords: F, Dm, Gm, C7. Labeled "CHORUS/DESCANT".

Boom-de-ah-da, Boom-de-ah-da, Boom-de-ah-da, Boom-de-ah,

Musical notation for the ending. Chords: F, C7, F. Labeled "ENDING".

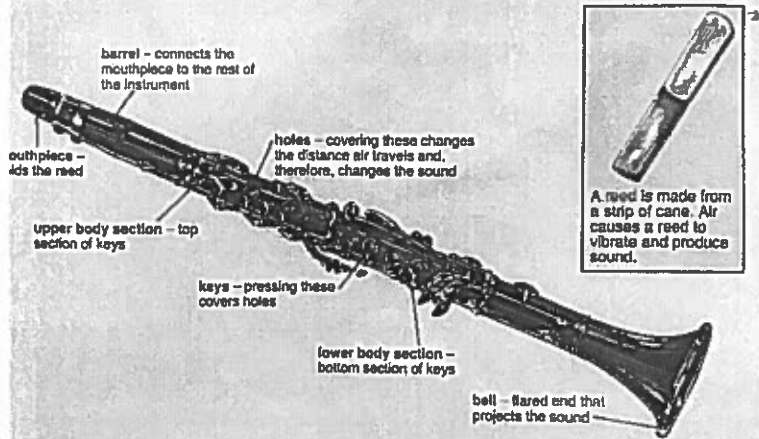
Boom, boom, boom

*see back* →


# Woodwind Instruments

All woodwind instruments are long, hollow tubes with holes and a mouthpiece. At one time, all instruments in this group were made of wood. Blowing into a woodwind instrument makes the air inside the tube vibrate. A player plays different notes by covering holes.

A clarinet is a woodwind instrument.



Here are some other woodwind instruments.



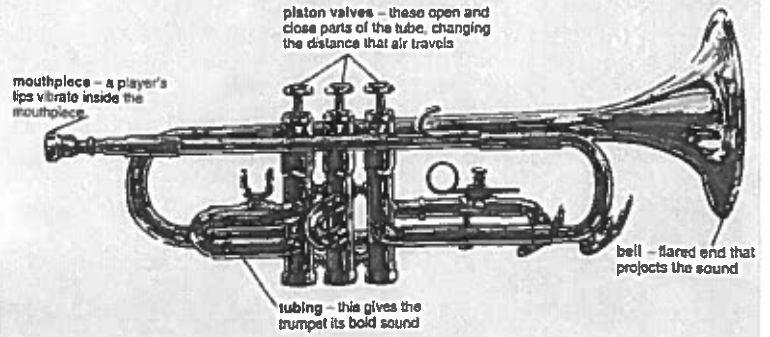
COPYRIGHT © 1994 JACOBSON PUBLISHING CO.

MUSICAL INSTRUMENTS


# Brass Instruments

Brass instruments are made from long, twisted brass tubes. The instruments have a mouthpiece and a flared bell. A player buzzes his or her lips against a metal mouthpiece to play music on a brass instrument. Different notes are produced by pressing valves or moving a slide in and out.

A trumpet is a brass instrument.



Here are some other brass instruments.



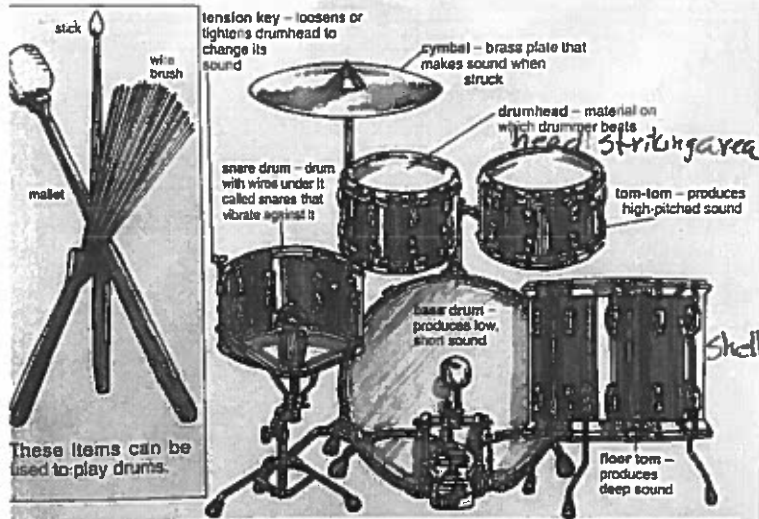
COPYRIGHT © 1994 JACOBSON PUBLISHING CO.

MUSICAL INSTRUMENTS

# Percussion Instruments

Striking or shaking a percussion instrument produces its sound. Most percussion instruments are used for making rhythms.

Drums are common percussion instruments.



These items can be used to play drums.

Here are some other percussion instruments.



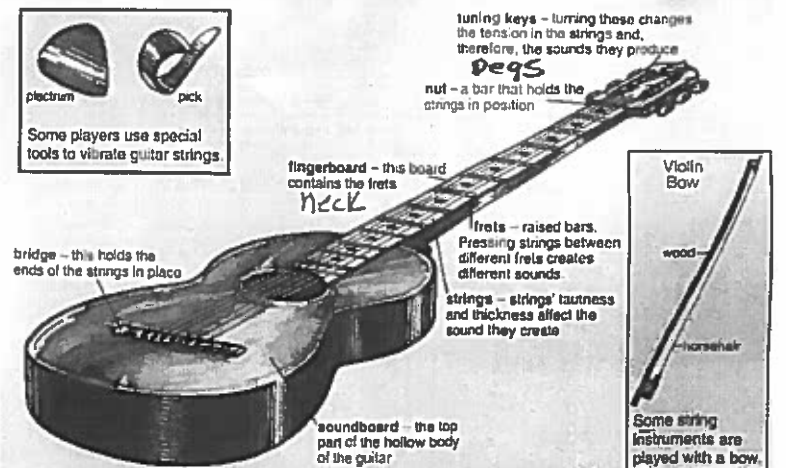
COPYRIGHT © 1994 JACOBSON PUBLISHING CO.

MUSICAL INSTRUMENTS

# String Instruments


The sounds created by string instruments come from vibrating strings. Players vibrate the strings by using a bow or by plucking them.

A guitar is a string instrument.



Some string instruments are played with a bow.

Here are some other string instruments.



COPYRIGHT © 1994 JACOBSON PUBLISHING CO.

*handwritten note*