

Music K-1st April 6-April 10 Home Learning Please spend 10-15 minutes maximum

Choose one of the activities below and complete on the back of this paper or a blank sheet. You may also take a picture and email it to me or attach it in the Google Classroom to turn it in, please include name and class.

If you are able to please fill out the Google Form to "turn in" until we return. (you may choose to do all activities)

Design Percussion Instrument *see back*

Find objects around the house that you could use to design and name your own Percussion Instrument. Please ask for permission before using or playing objects.

Example: pots or plastic containers, sticks or mixing spoons, rocks or beads inside of containers

Include and try to label the following parts:

What is your drum head or striking area? (where you tap, shake, scrape usually on top) \_\_\_\_\_

What is your Shell?(what hold everything together, the outside) \_\_\_\_\_

What would you use as a Mallet or Stick?(what you use to tap or scrape) \_\_\_\_\_

What size would it be? \_\_\_\_\_

What would or does it sound like? \_\_\_\_\_

### RAIN, RAIN, GO AWAY



Rain, rain, go a-way. Come a-gain a-noth-er day.




Lit-tle Bet-ty wants to play. Rain,-rain,-go a-way.

Suggestion: Use child's name.

### IT'S RAINING

(Tune: Rain, Rain, Go Away)

It's raining, it's pouring,  
The old man is snoring.  
He went to bed and bumped his head  
And couldn't get up in the morning.



### THERE IS THUNDER

(Tune: Are You Sleeping? p. 15)

There is thunder, there is thunder,  
Hear it roar, hear it roar,  
Pitter, patter, rain drops,  
Pitter, patter, rain drops,  
I'm all wet! I'm all wet!

Actions:  
a) pound floor with palms of hands  
b) slap knees alternately and quickly  
c) shake rain off hands

Parent/Guardian please sign this paper and return it to your child's teacher if the assignment was completed. Thank you,

Mrs. Pruitt

Student's Name \_\_\_\_\_ Grade \_\_\_\_\_ Class \_\_\_\_\_

Parent/Guardian \_\_\_\_\_

Date/s \_\_\_\_\_

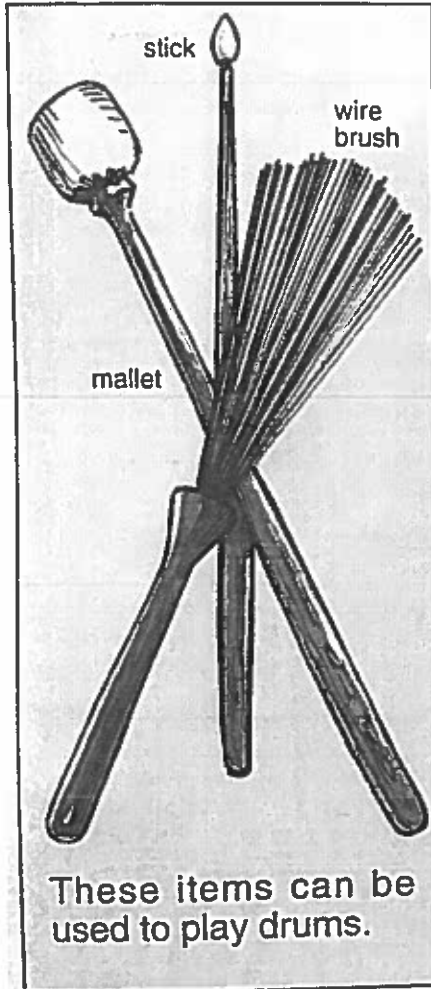
apruitt@sputnam.k12.in.us

*see back* →

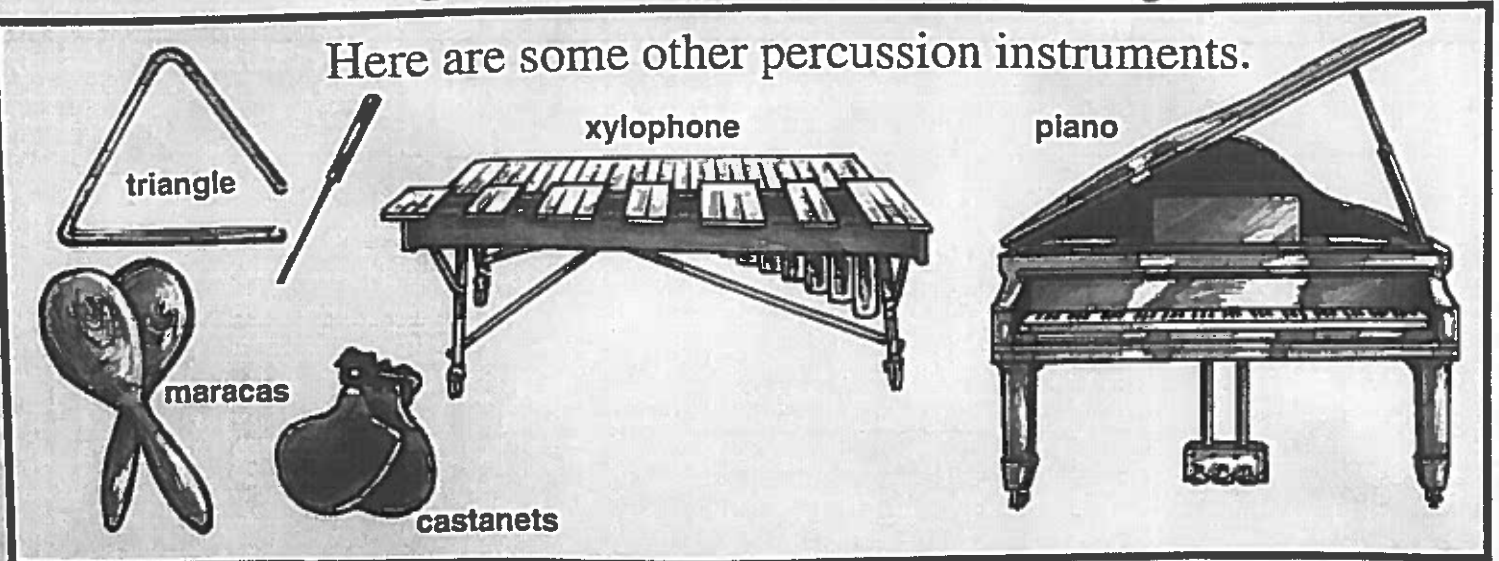
# Percussion Instruments

Striking or shaking a percussion instrument produces its sound. Most percussion instruments are used for making rhythms.

Drums are common percussion instruments.



Here are some other percussion instruments.



SOP Script